


310 ~ 330 Watt

Continuously manufacturing PV modules since 1991, S-Energy is one of the most experienced module makers in the industry. More than 20 years of operating data support S-Energy's reputation as the best overall quality, performance, and value for solar investors. The cutting-edge SN-series leads the industry again in advanced design, construction, and performance. The SN-series is the ideal module for any system size in any given environment. With the quality to last the lifetime of the PV system, S-Energy's SN-series provides the confidence and assurance to each and every one of our customers.



Features



HAIL IMPACT TEST
30.7m/s speed ball
(IEC Standards: 23m/s)



MECHANICAL LOAD
5,400 Pa (551kg/m²)
(IEC Standards: 2.45kg/m²)



POWER ADVANTAGE
25-year, linear power warranty
> 97.5% nominal power during 1st year
Positive tolerance up to +5W



PID RESISTANCE
Enhanced potential induced degradation



FIRE SAFETY
UL1703 Fire Classification : Type 1, Type 2



ENVIRONMENT RESISTANCE
Suitable for extreme conditions
Resistant to high salt mist and ammonia
(certified by TÜV Rheinland)

Qualifications & Certifications

IEC 61215 & 61730, UL 1703, ISO 9001,
ISO 14001, OHSAS 18001, WEEE



Mechanical Characteristics

Solar Cells	Polycrystalline 156 x 156mm (6 inches)
Number of Cells	72 Cells, 6 x 12matrix
Dimensions	1,970 x 990 x 40mm
Weight	23kg (50.71 lbs)
Front Glass	High-Transmittance Low Iron Tempered Glass
Frame	Anodized aluminum black/silver frame
Output Cables	PV Wire (PV-F), 12AWG (4mm ²), Cable Length : ~1,200mm
Connectors	MCA Connectable

Warranty

Product Warranty	10-year Limited Product Warranty
Performance Warranty	Minimum Power Output for Year 1 : 97.5% Maximum Power Decline from Year 2 to 24 : 0.7% Power Output at year 25 : 80.7%

Electrical Characteristics

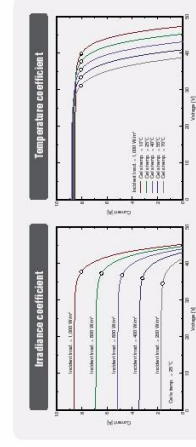
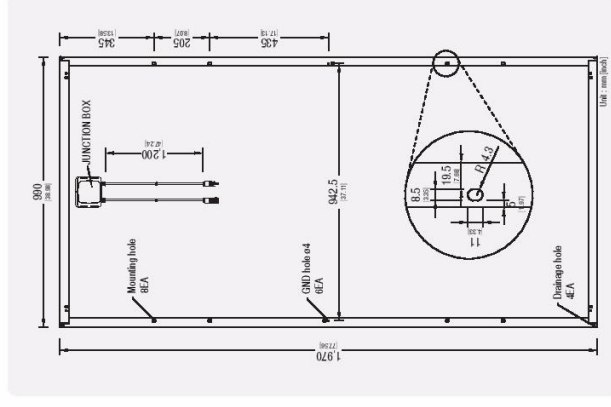
STC (irradiance: 1,000W/m ² ; module temperature: 25 °C; AM1.5)	SN310P-10	SN315P-10	SN320P-10	SN325P-10	SN330P-10
Rated Power (P _{max})	310W	315W	320W	325W	330W
Voltage at P _{max} (V _{mp})	36.3V	36.6V	36.9V	37.3V	37.5V
Current at P _{max} (I _{mp})	8.54A	8.61A	8.66A	8.72A	8.81A
Warranted Minimum Power	310W	315W	320W	325W	330W
Short-Circuit Current (I _{sc})	8.96A	9.01A	9.07A	9.10A	9.16A
Open-Circuit Voltage (V _{oc})	45.4V	45.6V	45.9V	46.0V	46.3V
Module Efficiency	15.89%	16.15%	16.41%	16.65%	16.92%
Operating Module Temperature	-40°C to +85°C				
Maximum System Voltage	1,000V(UL)/1,000V(IEC)				
Maximum Series Fuse Rating	15A				
Maximum Reverse Current	20.25A				
Power Tolerance	0 ~ +5W				

Temperature Characteristics

Temperature coefficient of I _{sc}	0.056 % / °C
Temperature coefficient of V _{oc}	-0.301 % / °C
Temperature coefficient of power	-0.398 % / °C
NOCT (T _{air} : 20 °C; Irradiance 800W/m ² ; Wind 1m/s)	46±2 °C

Packing Configuration

Container	40' H/C
Modules Per Pallet	25pcs
Pallets Per Container	22pallets
Modules Per Container	550pcs



Remarks :

Please refer to the tolerance -± 5%.
S-Energy uses triple AAA class simulator.
Specification subject to change without prior notice. S-Energy reserves the rights of final interpretation.
Document : SN 72 cell(310-330)_48B_UL170V_1000_EN_2017.03

S-Energy Co., Ltd.

3rd Fl. Mirasasset Tower 20, Pangyo-seok-ro 241beon-gil, Bundang-gu, Seongnam-si, Gyeonggi-do, KOREA, 13494
Tel. +82-70-4339-7100 Fax. +82-70-4339-7199 E-mail. inquiry@s-energy.com

SEAI America, Inc.

20 Corporate Park, Suite 190, Irvine, CA 92606, U.S.A.
Tel. +1-949-281-7897 Fax. +1-949-281-7893 E-mail. sales.us@s-energy.com

S-Energy Japan Co., Ltd.

1-6-9, Koujimachi, Chiyoda-ku, Tokyo, D1K Koujimachi building 3F-A, Japan
Tel. +81-3-6261-3759 Fax. +81-3-6261-3769 E-mail. tori.yasuda@s-energy.com