

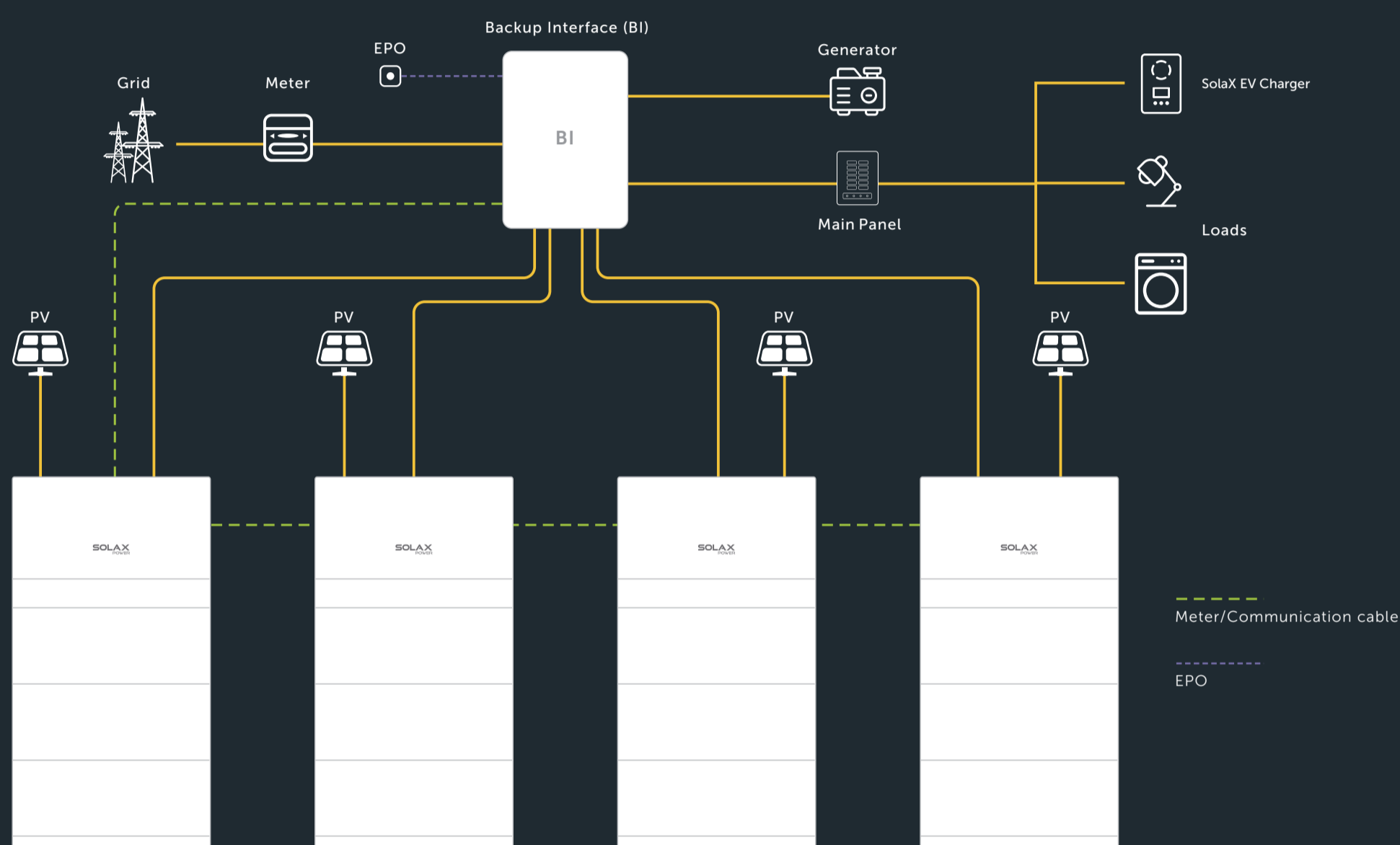


ULTRA-THIN DESIGN A1-ESS-G2

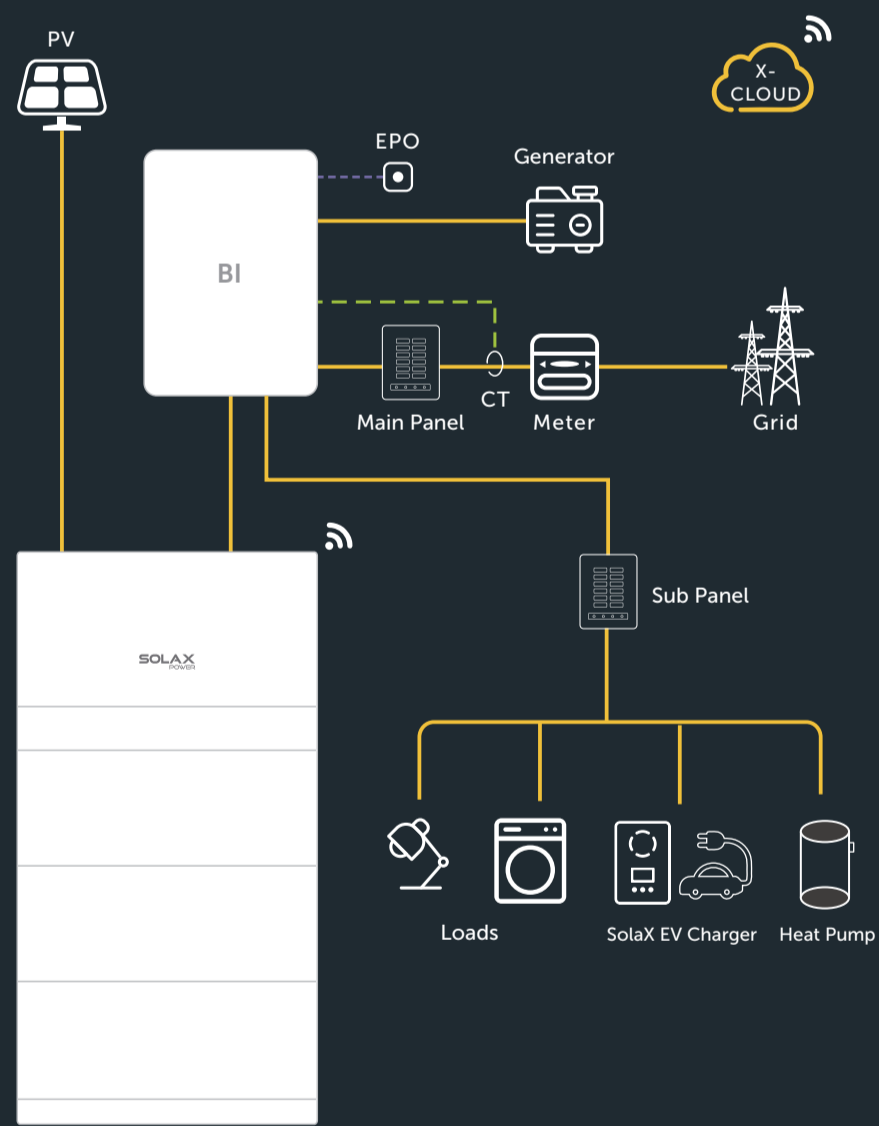
Global: +86 571-56260008 www.solaxpower.com
US: +1 (626) 828-9595 info@solaxpower.com

ENERGY STORAGE SYSTEM (PARALLEL OPERATION)

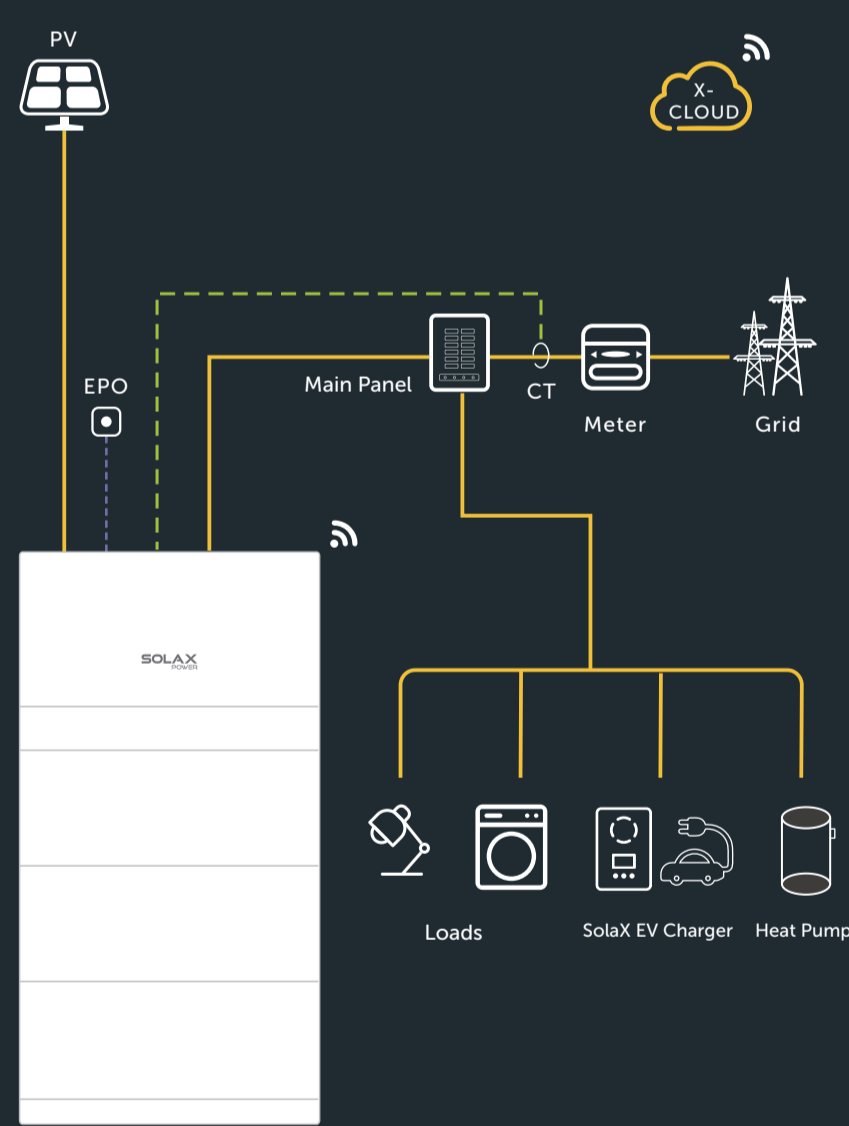
- Friendly with existing PV system
- Up to 4 battery modules stackable, 20kWh each system
- Up to 4 systems in parallel, 7.6kW *4 =30.4kW, 20kWh*4=80kWh
- 160A BI supported



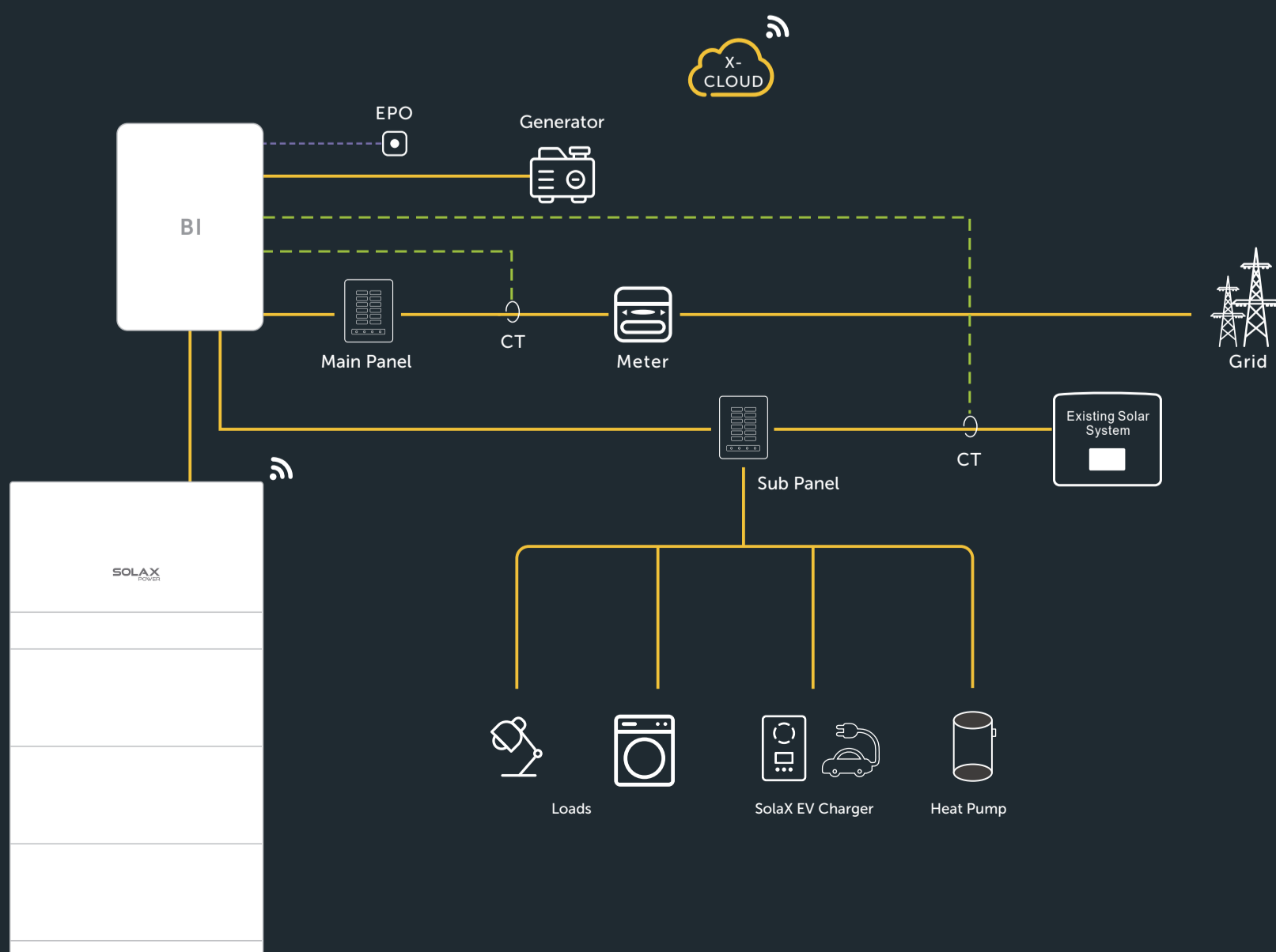
FLEXIBLE HOME BACKUP SOLUTION



FLEXIBLE HOME ON-GRID SOLUTION



FLEXIBLE HOME BACKUP SOLUTION AC COUPLED



A1-ESS-G2



A1-HYB-G2

- Up to 200% oversizing allowed
- Up to 3 MPPTs
- Maximum 16A PV input current
- Microgrid supported
- Optional revenue grade metering
- Up to 4 systems in parallel^①
- Peak efficiency: 98%
- Integrated arc fault protection and rapid shutdown transmitter

T-BAT-SYS-HV-5.0

- Long life & Safe LFP battery
- Up to 4 battery modules stackable, 20kWh each system
- Modular design & Quick installation
- Floor or wall mounted



A1-BI-200-G2

- Maximum 160A AC current
- Flexible home backup
- Up to 4 systems in parallel
- 64A generator supported
- Built-in energy management meter
- Smart load management^②
- Heat pump extendable^③
- EV charger extendable^④

A1-HYB-G2

	A1-HYB-3.8-G2	A1-HYB-5.0-G2	A1-HYB-6.0-G2	A1-HYB-7.6-G2
INPUT PV				
Maximum recommended PV power [W]	7600	10000	10000	15200
Maximum DC voltage [V]			550	
Nominal DC operating voltage [V]			360	
Maximum input current [A]	A: 16 / B: 16	A: 16 / B: 16	A: 16 / B: 16	A: 16 / B: 16 / C: 16
Maximum short circuit current [A]	A: 20 / B: 20	A: 20 / B: 20	A: 20 / B: 20	A: 20 / B: 20 / C: 20
MPPT voltage range [V]			90-500	
Start input voltage [V]			120	
No. of MPP trackers, Strings per MPP tracker	2, 1 / 1	2, 1 / 1	2, 1 / 1	3, 1 / 1 / 1
DC disconnection switch			YES	
INPUT/OUTPUT AC				
Nominal AC power [VA]	3816	5016	6000	7608
Maximum apparent AC power [VA]	3816	5016	6000	7608
Nominal AC voltage [V] / Nominal AC frequency [Hz]			240 / 50, 60	
Nominal AC current [A]	15.9	20.9	25	31.7
Displacement power factor			0.8 leading to 0.8 lagging	
Total harmonic distortion (THD, rated power)			< 3%	
INPUT/OUTPUT BAT				
Battery type			Li-ion	
Maximum output power [W]	3816	5016	6000	7600
Maximum charge / discharge current [A]	54	54	54	54
Reverse-polarity protection			YES	
Cycle efficiency charging to discharging (PCS)	88.5%	90.5%	91.5%	92.5%
ADDITIONAL FEATURES				
AFCI			YES	
Revenue grade metering, ANSI C12.20			Optional	
Rapid shutdown transmitter			Integrated PLC controller to RSD	
EFFICIENCY				
CEC weighted efficiency			97.50%	
Maximum inverter efficiency			98.00%	
POWER CONSUMPTION				
Internal consumption (night) [W]			< 3	
STANDARD				
Safety			UL1741, UL1741 SA, UL1699B, CSA - C22.2 No. 1071-01, Canadian AFCI according to T.I.L. M-07	
Emissions			FCC Part 15 Class B	
Grid connection standards			IEEE1547, Rule 21, Rule14 (H)	
INSTALLATION SPECIFICATIONS				
Protection class			NEMA 4X	
Operating temperature range [°F / °C]			-13 to +140 / -25 to +60	
De-rating start temperature [°F / °C]			113 / 45 or above	
Storage temperature range [°F / °C]			-13 to +167 / -25 to +75	
Relative humidity [%]			0 to 95	
Altitude [ft / m]			9843 / 3000 MAX	
Typical noise emission [dBA]			< 30	
Over voltage category			IV (electric supply side), II (PV side)	
GENERAL				
Dimensions (W x H x D) [in / mm]			33.1 x 15.7 x 5.7 / 840 x 400 x 145	
Weight [lb / Kg]			75 / 34	
Cooling			Natural convection	
Topology			Transformerless	
Communication interfaces			RS485, CAN, WIFI (optional) / 4G (optional), Dry Contact	
Warranty			12 years	

A1-AC-G2

	A1-AC-3.8K-G2	A1-AC-5.0K-G2	A1-AC-6.0K-G2	A1-AC-7.6K-G2
INPUT/OUTPUT AC				
Nominal AC power [VA]	3816	5016	6000	7608
Maximum apparent AC power [VA]	3816	5016	6000	7608
Nominal AC voltage [V] / Nominal AC frequency [Hz]			240 / 50, 60	
Nominal AC current [A]	15.9	20.9	25	31.7
Displacement power factor			0.8 leading to 0.8 lagging	
Total harmonic distortion (THD, rated power)			< 3%	
INPUT/OUTPUT BAT				
Battery type			Li-ion	
Maximum output power [W]	3816	5016	6000	7600
Maximum charge / discharge current [A]	54	54	54	54
Reverse-polarity protection			YES	
Cycle efficiency charging to discharging (PCS)	88.5%	90.5%	91.5%	92.5%
ADDITIONAL FEATURES				
Revenue grade metering, ANSI C12.20			Optional	
Efficiency				
Maximum inverter efficiency			98.00%	
POWER CONSUMPTION				
Internal consumption (night) [W]			< 3	
STANDARD				
Safety			UL1741, UL1741 SA, CSA - C22.2 No. 1071-01	
Emissions			FCC Part 15 Class B	
Grid connection standards			IEEE1547, Rule 21, Rule14 (H)	
INSTALLATION SPECIFICATIONS				
Protection class			NEMA 4X	
Operating temperature range [°F / °C]			-13 to +140 / -25 to +60	
De-rating start temperature [°F / °C]			113 / 45 or above	
Storage temperature range [°F / °C]			-13 to +167 / -25 to +75	
Relative humidity [%]			0 to 95	
Altitude [ft / m]			9843 / 3000 MAX	
Typical noise emission [dBA]			< 30	
Over voltage category			IV (electric supply side)	
GENERAL				
Dimensions (WxHxD) [in / mm]			33.1 x 15.7 x 5.7 / 840 x 400 x 145	
Weight [lb / Kg]			75 / 34	
Cooling			Natural convection	
Topology			Transformerless	
Communication interfaces			RS485, CAN, WIFI (optional) / 4G (optional), Dry Contact	
Warranty			12 years	

T-BAT-SYS-HV-5.0

	T-BAT H 10.0	T-BAT H 15.0	T-BAT H 20.0
MODEL			
Battery type		100Ah Lithium (LFP)	
Component	TBMS-MCS60060 + 2*TP-H550	TBMS-MCS60060 + 3*TP-H550	TBMS-MCS60060 + 4*TP-H550
NOMINAL CHARACTER			
Voltage [V]	102.4	153.6	204.8
Operating voltage range [V]	90 - 116	135 - 174	180 - 232
Total energy [kWh]	10	15	20
Usable energy [kWh] ^④	9	13.5	18
Battery roundtrip efficiency [%] ^⑤		95%	
Maximum power [kW]	5.5	8.3	11.1
Maximum charge / discharge current [A]		54	
Cycle life (90% DOD)		6000 cycles	
Warranty		12 years (Details refer to SoiaX Power warranty statement.)	
INSTALLATION SPECIFICATIONS			
Charge / Discharge temperature range [°F / °C]		Charge: 32 to 127.4 / 0 to 53, Discharge: 14 to 127.4 / -10 to 53	
Storage temperature range [°F / °C]		3 months: 4 to 122 / -20 to 50, 1 year: 32 to 104 / 0 to 40	
Relative humidity [%]		0 to 100	
Altitude [ft / m]		9843 / 3000 MAX	
Protection class		NEMA 4X	
STANDARD			
Certification		UN38.3, UL1973, UL9540, UL9540A	
Hazardous materials classification		Class 9	
GENERAL			
Cooling		Natural convection	
Dimensions (W x H x D) [in / mm] - TBMS-MC60060 (BMS)		33.5 x 5.2 x 5.8 / 850 x 133 x 148	
Dimensions (W x H x D) [in / mm] - TP-H550 (BAT)	33.5 x 23.6 x 5.8 / 850 x 600 x 148	33.5 x 35.4 x 5.8 / 850 x 900 x 148	33.5 x 47.2 x 5.8 / 850 x 1200 x 148
Dimensions (W x H x D) [in / mm] - Base		33.5 x 2.2 x 5.8 / 850 x 55 x 148	
Weight [lb / kg]	TBMS-MCS60060: 22 / 10 + 2*TP-H550: 238 / 108	TBMS-MCS60060: 22 / 10 + 3*TP-H550: 357 / 162	TBMS-MCS60060: 22 / 10 + 4* TP-H550: 476 / 216

A1-BI-200-G2

GRID INPUT		
Nominal AC input voltage [V]		120 / 240
Nominal AC frequency [Hz]		50 / 60
Maximum AC input current [A]		160
OUTPUT TO MAIN PANEL IN GRID TIED OPERATION		
Nominal AC output voltage [V]		120 / 240
Maximum AC input current [A]		160
OUTPUT TO MAIN PANEL IN BACKUP OPERATION		
Nominal AC output voltage [V]		120 / 240
Imbalance compensation in backup operation [VA]		5000
Split phase imbalance output current [A]		41.7
Maximum AC output current [A]		126.8
INPUT FROM INVERTER		
Maximum number of inverter inputs		4
Maximum AC power [W]		7600
Maximum continuous input current @240V [A]		31.7
Maximum inverter input AC circuit breaker [A]		40 (optional)
Upgradability		Up to 4 x 40A circuit breaker
GENERATOR		
Maximum AC power [W]		15000
Maximum continuous input current [A]		63
Auto generator start		Yes
GENERAL		
Dimensions (HxWxD) [in / mm]		27.8 x 17.7 x 5.9 / 706 x 450 x 151
Weight [lb / kg]		69.4 / 31.5
Energy meter accuracy		1%
Communication interfaces		RS485, CAN, Dry Contact
Cooling		Fan
Warranty		12 years
STANDARD		
Safety		UL1741, CSA 22.2 NO.107
Emissions		FCC part 15 Class B
INSTALLATION SPECIFICATIONS		
Altitude [ft / m]		9843 / 3000 MAX
Operating temperature range [°F / °C]		-13 to +140 / -25 to +60
Protection class		NEMA 3R
Typical noise emission [dBA]		< 50

① To be released in Q4 2022. ② To be released in Q2 2023. ③ To be released in Q3 2023.

④ Test Conditions: 90% DOD, 0.2C charge & discharge at +25 °C. ⑤ Maximum Charge/Discharge power may be variant with different inverter models.

*V1.2 Information may be subject to change without notice. 650.00024.00