

Elevation 4™ Framed Solar Module

STO-135A / STO-140A / STO-145A / STO-150A



Superior Energy Yield

- Up to 10% more energy than crystalline silicon in most climates
- Industry leading temperature coefficient (-0.26%/°C) provides greater energy yield in most operating conditions
- Proprietary cell and circuit design minimizes impact of shade and debris
CEC listed, PTC/STC ratio of 92.9%



Leading Performance and Reliability

- Potential Induced Degradation (PID) resistant and free of Light Induced Degradation (LID) effects
- Designed and tested to survive harsh conditions

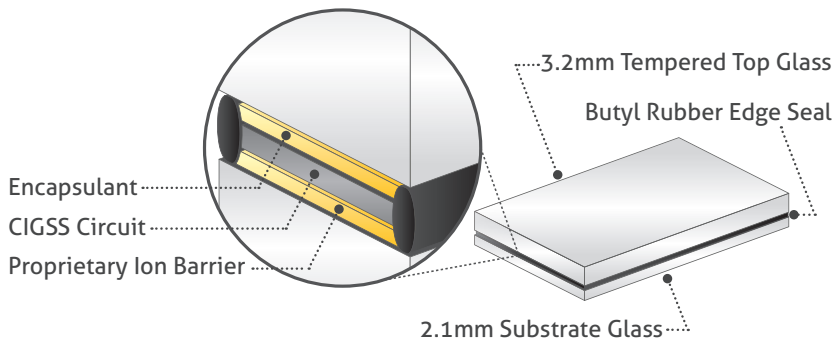


Certifications and Advanced Tests

- IEC 61646 1000V, IEC 61730 1000V, CE
- UL1703 1000V Class C Fire Rating (Class A Flame Spread), Fire Type 3
- PID Free, IEC 61701 Salt Mist (severity 6)
- ISO 9001:2008
- CSI Eligible (CA-USA), CEC Listed (Australia), OGPE (Puerto Rico)
- Restriction of Hazardous Substances (RoHS) compliant



Circuit Protection System®



Reliable and Durable with Stion CPS®

Proprietary Circuit Protection System®

Moisture Ingress Protection

Dual Glass Durability

Resistant to effects of Potential Induced Degradation (PID)



Made in the USA

- All of Stion's modules are designed and manufactured in the United States under the highest quality standards



STO-135A / STO-140A / STO-145A / STO-150A

Electrical Data*

Nominal Power, P _{max} (W)	135	140	145	150
Module Efficiency (%)	12.4%	12.9%	13.3%	13.8%
V _{mpp} (V)	58.2	59.8	61	62.7
I _{mpp} (A)	2.32	2.34	2.38	2.39
V _{oc} (V)	77.4	78.8	79.6	80.8
I _{sc} (A)	2.62	2.65	2.68	2.72
Series Fuse Rating (A)	7			
Maximum System Voltage (V-dc)	1000 (UL & IEC)			
Temp. Coefficient (P _{mpp})	-0.26%/°C			
Temp Coefficient (V _{oc})	-0.24%/°C			
Temp Coefficient (I _{sc})	0.004%/°C			
Factory Binning (W)	+ / - 2.5			
NOCT**	45.6°C			

* Measured at Standard Testing Conditions (STC): 25°C, 1000 W/m², AM 1.5 after factory light soaking. All ratings are ± 10% unless noted otherwise.

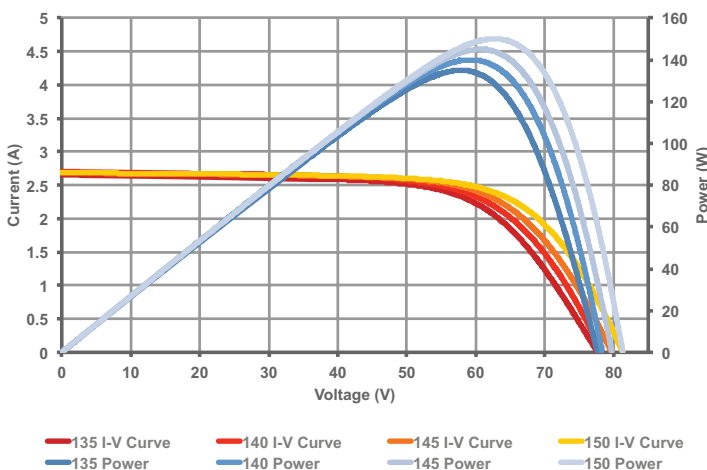
** Normal Operating Cell Temperatures (NOCT): 800 W/m², 20°C air temperature, 1m/s wind speed

Relative efficiency reduction of maximum power from an irradiance of 1,000 W/m² to 200 W/m² at 25°C is approximately 7% with a standard deviation of 3%.

Normal Operating Cell Temperature Conditions

Nominal Power, P _{max} (W)	102	106	110	114
V _{mpp} (V)	53.8	55.3	56.4	58
I _{mpp} (A)	1.91	1.92	1.95	1.96
V _{oc} (V)	70.3	71.5	72.3	73.3
I _{sc} (A)	2.17	2.19	2.22	2.25

I-V Curves



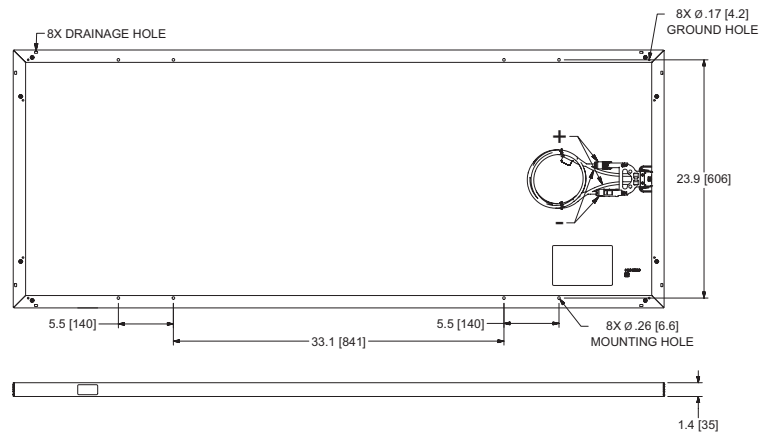
Warranty and Qualifications

Limited Power	90% at 10 years, 80% at 25 years
Workmanship	10 years



Caution! Read Safety & Installation Manual before handling, installing or operating Stion products. Specification included in this datasheet are subject to change without notice.

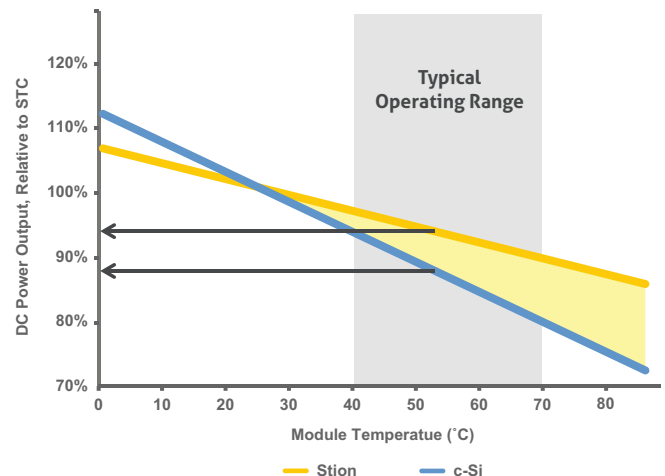
Dimensions Inches [mm]



Mechanical Data

Width	25.8 in (656 mm)
Length	65.2 in (1656 mm)
Thickness	1.4 in (35.0 mm)
Weight	37.0 lbs (16.8 kg)
Total Area	11.68 ft ² (1.09 m ²)
Cable	PV Wire, 14 AWG Cable 39 3/8 in (1 m)
Connectors	MC-4 type
J-Box	IP 67 rated
Frame	Black Anodized Aluminum
Front Glass	3.2mm tempered with anti-reflective coating
Back Glass	2.1mm annealed float
Mechanical / Wind Load	2400 Pa (50 psf)

Industry Leading Warm Temperature Performance



Packaging Configuration

STO	Modules Per Box: 25
	Modules Per 40' Container: 975