

YGE 60 CELL SERIES

YL260P-29b
YL255P-29b
YL250P-29b
YL245P-29b
YL240P-29b



U.S. Soccer Powered by Yingli Solar

YINGLI SOLAR YGE SERIES Our signature product line is a top performer in every application, from rooftop systems to utility-scale power plants.



BUILT TO PERFORM

- High performance, multicrystalline solar cells deliver a module series efficiency of up to 15.9%, reducing installation costs and maximizing the kWh output per unit area.
- Tight positive power tolerance of 0 / +3% ensures modules are delivered at or above rated power, improving system performance through the reduction of module mismatch loss.
- With proven experience in over 7 GW of projects worldwide, Yingli modules deliver reliable performance in residential, commercial, and utility-scale applications.

PROVEN QUALITY AND RELIABILITY

- Robust, corrosion resistant aluminum frame independently tested to withstand wind and snow loads of up to 2400Pa and 5400Pa, respectively, ensuring mechanical stability.
- Independent labs certify that Yingli modules resist the highest levels of ammonia and salt mist, demonstrating their reliable performance in challenging environmental conditions.
- Manufacturing facility certified by TÜV Rheinland to the following standards: ISO9001 Quality Management System, ISO 14001 Environmental Management System, and BS OHSAS 18001 Occupational Health and Safety.

WARRANTIES

Leading limited power warranty* ensures 91.2% of rated power for 10 years, and 80.7% of rated power for 25 years.

10-year limited product warranty.

* In compliance with our warranty terms and conditions.

QUALIFICATIONS & CERTIFICATES


UL 1703 and ULC 1703, CEC, FSEC, ISO 9001:2008, ISO 14001:2004, BS OHSAS 18001:2007, SA8000




U.S. TARIFF-COMPLIANT



If you buy from Yingli Americas, Yingli Americas acts as the importer and complies with all applicable tariffs. Customers can buy from Yingli Americas with no worry that they will be liable for any import tariffs.



SILVER FRAME



BLACK FRAME

ELECTRICAL PERFORMANCE

Electrical parameters at Standard Test Conditions (STC)

Module type			YL260P-29b	YL255P-29b	YL250P-29b	YL245P-29b	YL240P-29b
Power output	P_{max}	W	260	255	250	245	240
Power output tolerances	ΔP_{max}	%	-0 / +3				
Module efficiency	η_m	%	15.9	15.6	15.3	15.0	14.7
Voltage at P_{max}	V_{mpp}	V	30.3	30.0	29.8	29.6	29.3
Current at P_{max}	I_{mpp}	A	8.59	8.49	8.39	8.28	8.18
Open-circuit voltage	V_{oc}	V	37.7	37.7	37.6	37.5	37.5
Short-circuit current	I_{sc}	A	9.09	9.01	8.92	8.83	8.75

STC: 1000W/m² irradiance, 25°C cell temperature, AM 1.5g spectrum according to EN 60904-3
Average relative efficiency reduction of 3.3% at 200W/m² according to EN 60904-1

Electrical parameters at Nominal Operating Cell Temperature (NOCT)

Power output	P_{max}	W	189.7	186.0	182.4	178.7	175.1
Voltage at P_{max}	V_{mpp}	V	27.6	27.4	27.2	27.0	26.8
Current at P_{max}	I_{mpp}	A	6.87	6.79	6.71	6.62	6.54
Open-circuit voltage	V_{oc}	V	34.8	34.8	34.7	34.6	34.6
Short-circuit current	I_{sc}	A	7.35	7.28	7.21	7.14	7.07

NOCT: open-circuit operating cell temperature at 800W/m² irradiance, 20°C ambient temperature, 1m/s wind speed

THERMAL CHARACTERISTICS

Nominal operating cell temperature	NOCT	°C	46 +/- 2				
Temperature coefficient of P_{max}	γ	%/°C	-0.42				
Temperature coefficient of V_{oc}	β_{Voc}	%/°C	-0.32				
Temperature coefficient of I_{sc}	α_{Isc}	%/°C	0.05				
Temperature coefficient of V_{mpp}	β_{Vmpp}	%/°C	-0.42				

OPERATING CONDITIONS

Max. system voltage	600Vdc or 1000Vdc	
Max. series fuse rating	15A	
Limiting reverse current	15A	
Operating temperature range	-40 to 185°F (-40 to 85°C)	
Max. hailstone impact (diameter / velocity)	25mm / 23m/s	

CONSTRUCTION MATERIALS

Front cover (material / thickness)	low-iron tempered glass / 3.2mm
Cell (quantity / material / dimensions / number of busbars)	60 / multicrystalline silicon / 156mm x 156mm / 2 or 3
Encapsulant (material)	ethylene vinyl acetate (EVA)
Frame (material / color / edge sealing)	anodized aluminum alloy / silver or black / silicone or tape
Junction box (ingress protection rating)	≥IP65
Cable (length / cross-sectional area)	1100mm / 4mm ²
Connector (type / ingress protection rating)	MC4 or Amphenol H4 / ≥IP67

The specifications in this datasheet are not guaranteed and are subject to change without prior notice. This datasheet complies with EN 50380:2003 requirements.

Yingli Green Energy Americas, Inc.
info@yingliamericas.com
Tel: +1 (888) 686-8820

YINGLISOLAR.COM/US | NYSE:YGE

© Yingli Green Energy Holding Co. Ltd. | YGE60CellSeries2013_EN_201309_V01

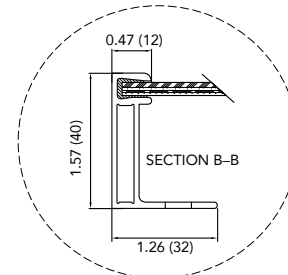
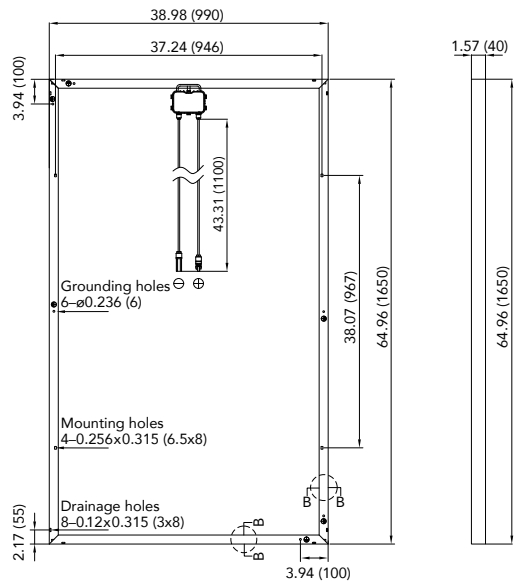
GENERAL CHARACTERISTICS

Dimensions (L / W / H)	64.96in (1650mm) / 38.98in (990mm) / 1.57in (40mm)
Weight	40.8lbs (18.5kg)

PACKAGING SPECIFICATIONS

Number of modules per pallet	26
Number of pallets per 40' container	28
Packaging box dimensions (L / W / H)	67.32in (1710mm) / 45.67in (1160mm) / 46.38in (1178mm)
Box weight	1133lbs (514kg)

Units: inch (mm)



Warning: Read the Installation and User Manual in its entirety before handling, installing, and operating Yingli modules.



U.S. Soccer Powered by Yingli Solar